



**ROCKET LANGUAGES**  
**SPANISH**  
**"The Hotel"**  
**FLASHCARDS**

**By Mauricio Eulampieff**  
*Edited by Amy Waterman*



## Flashcards Series 4

### *El Hotel*

Flashcards are one of the quickest and easiest ways to test yourself on Spanish vocabulary, no matter where you are! Test yourself on just these flashcards at first. Then, as you become more proficient, add the flashcards from the previous series to make it even harder.

### Setting Up

- ▶ Print this file. (In Adobe Acrobat, go to File > Print.)
- ▶ Cut each of the following pages into 6 pieces on the solid lines shown.
- ▶ Fold each of the 6 pieces in half on the dotted line, then tape the open edge.
- ▶ Have pen and paper on hand to write your answers on.

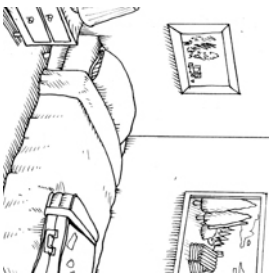
### Game Play

#### Single Person

- ▶ Shuffle the flashcards so that they are in random order.
- ▶ Place all of the folded cards in a pile with the Spanish side up.
- ▶ Starting from the top of the pile, write down the translation of the Spanish word or phrase in English on your sheet of paper.
- ▶ Check your answers and give yourself 1 point for every correct one. Subtract a point for every incorrect one. Note down your score.
- ▶ Shuffle the flashcards again and repeat the process, except with the English side up.
- ▶ Score yourself. At first, aim to get a positive score. Once you become more proficient, aim to get a score of 10.

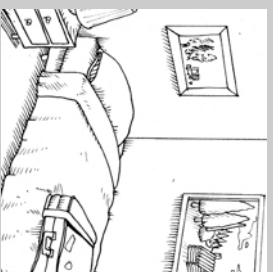
#### Two or More People

- ▶ Shuffle the cards and place them in a pile in the center of the group with the English side up.
- ▶ Take the flashcard at the top of the pile and show it to the person on your left.
- ▶ That person has to guess the Spanish translation of the phrase and say it aloud. A correct answer gets 1 point, while an incorrect answer gets -1.
- ▶ BONUS: If the other person say the English sentence in Spanish, they get 2 bonus points. An incorrect answer will not detract from their score.
- ▶ That is the end of their turn. Now, the person to your left picks up the next card and shows the picture to the person on their left, and so on, until all the flashcards have been completed.
- ▶ Repeat the process starting with the reverse side of the cards (the Spanish).
- ▶ The person with the highest score wins.



### habitación individual

*Por ejemplo:*  
Me gustaría una habitación individual.




### single room

*For example:*  
I'd like a single room.




### ¿Por cuántas noches?

*Por ejemplo:*  
¿Por cuántas noches nos vamos a quedar?




### For how many nights?

*For example:*  
How many nights are we going to stay




### habitación doble

*Por ejemplo:*  
Quiero una habitación doble.



### double room

*For example:*  
I want a double room.



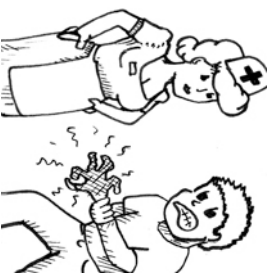
### ¿Para cuántas personas?

*Por ejemplo:*  
¿Quiere una mesa para cuántas personas?



### For how many people?

*For example:*  
You want a table for how many people?



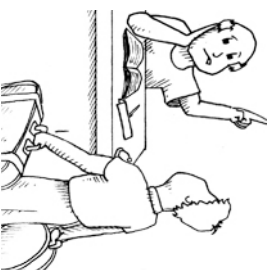
### ¿En qué le puedo ayudar?

*Por ejemplo:*  
Buenas noches. ¿En qué le puedo ayudar?



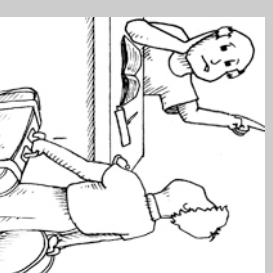
### How can I help you?

*For example:*  
Good evening. How can I help you?



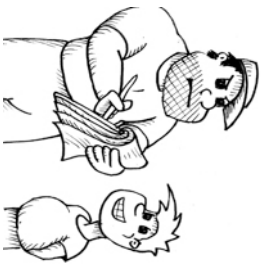
### reservación

*Por ejemplo:*  
¿Tiene una reservación?



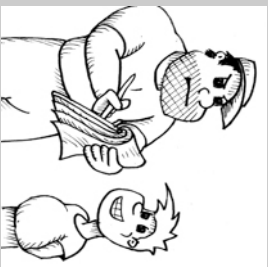
### reservation

*For example:*  
Do you have a reservation?




**nombre**

Por ejemplo:  
¿Su nombre, por favor?



**name**

For example:  
Your name, please?



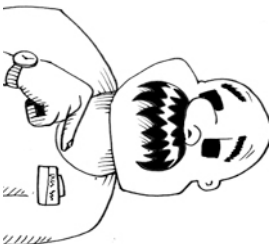
**por cheque**

Por ejemplo:  
¿Quiere pagar por cheque?



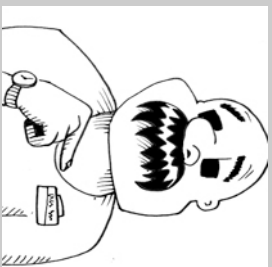
**by check**

For example:  
Do you want to pay by check?




**Me llamo...**

Por ejemplo:  
Me llamo Pedro.



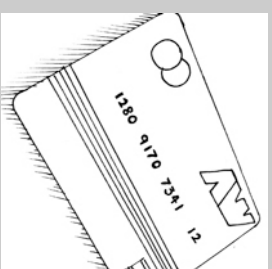
**My name is...**

For example:  
My name is Pedro.



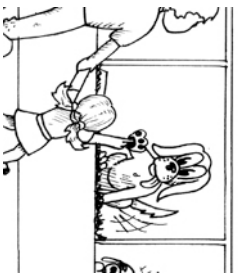
**por crédito**

Por ejemplo:  
Quiero pagar por crédito.



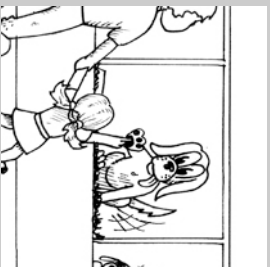
**by credit**

For example:  
I want to pay by credit.



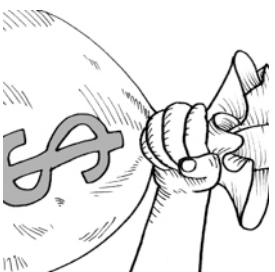
**¿Cuánto cuesta?**

Por ejemplo:  
Me gusta. ¿Cuánto cuesta?



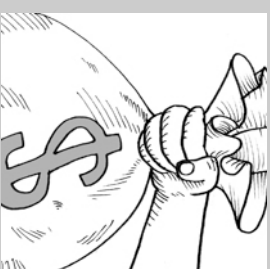
**How much does it cost?**

For example:  
I like it. How much does it cost?



**¿Cómo desea pagar?**

Por ejemplo:  
Cuesta \$100. ¿Cómo desea pagar?



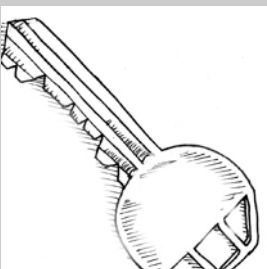
**How would you like to pay?**

For example:  
It costs \$100. How would you like to pay?



## llave

*Por ejemplo:*  
Aquí está la llave.



## key

*For example:*  
Here is the key.



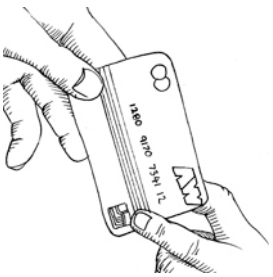
## disponible

*Por ejemplo:*  
¿Tiene una habitación disponible?



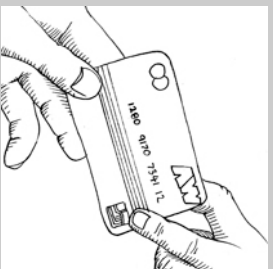
## available

*For example:*  
Do you have a room available?



## tarjeta de crédito

*Por ejemplo:*  
¿Me puede dar su tarjeta de crédito?



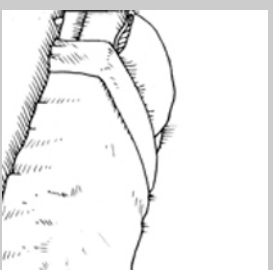
## credit card

*For example:*  
Can you give me your credit card?



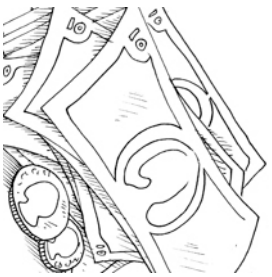
## cama individual

*Por ejemplo:*  
La habitación tiene cama individual.



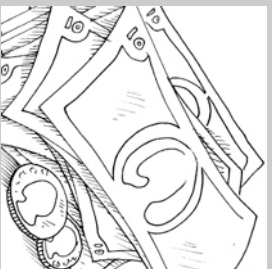
## single bed

*For example:*  
The room has a single bed.



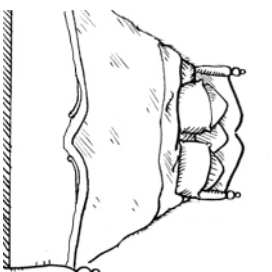
## en efectivo

*Por ejemplo:*  
Quiero pagar en efectivo.



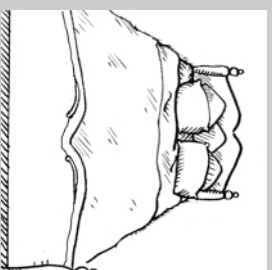
## with cash

*For example:*  
I want to pay with cash.



## cama matrimonial

*Por ejemplo:*  
La habitación tiene cama matrimonial.



## double bed

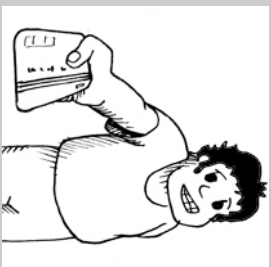
*For example:*  
The room has a double bed.



**Aquí está.**

*Por ejemplo:*

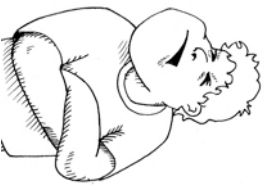
Aquí está mi tarjeta de crédito.



**Here it is.**

*For example:*

Here is my credit card.



**No me importa.**

*Por ejemplo:*

Hágalo. No me importa.



**I don't care.**

*For example:*

Do it. I don't care.