



**ROCKET LANGUAGES**  
**SPANISH**  
**"Life's Necessities"**  
**FLASHCARDS**

**By Mauricio Eulampieff**  
*Edited by Amy Waterman*



## Flashcards Series 2

### *Las Necesidades de la Vida*

Flashcards are one of the quickest and easiest ways to test yourself on Spanish vocabulary, no matter where you are! Test yourself on just these flashcards at first. Then, as you become more proficient, add the flashcards from the previous series to make it even harder.

### Setting Up

- ▶ Print this file. (In Adobe Acrobat, go to File > Print.)
- ▶ Cut each of the following pages into 6 pieces on the solid lines shown.
- ▶ Fold each of the 6 pieces in half on the dotted line, then tape the open edge.
- ▶ Have pen and paper on hand to write your answers on.

### Game Play

#### Single Person

- ▶ Shuffle the flashcards so that they are in random order.
- ▶ Place all of the folded cards in a pile with the Spanish side up.
- ▶ Starting from the top of the pile, write down the translation of the Spanish word or phrase in English on your sheet of paper.
- ▶ Check your answers and give yourself 1 point for every correct one. Subtract a point for every incorrect one. Note down your score.
- ▶ Shuffle the flashcards again and repeat the process, except with the English side up.
- ▶ Score yourself. At first, aim to get a positive score. Once you become more proficient, aim to get a score of 10.

#### Two or More People

- ▶ Shuffle the cards and place them in a pile in the center of the group with the English side up.
- ▶ Take the flashcard at the top of the pile and show it to the person on your left.
- ▶ That person has to guess the Spanish translation of the phrase and say it aloud. A correct answer gets 1 point, while an incorrect answer gets -1.
- ▶ BONUS: If the other person say the English sentence in Spanish, they get 2 bonus points. An incorrect answer will not detract from their score.
- ▶ That is the end of their turn. Now, the person to your left picks up the next card and shows the picture to the person on their left, and so on, until all the flashcards have been completed.
- ▶ Repeat the process starting with the reverse side of the cards (the Spanish).
- ▶ The person with the highest score wins.



### Tengo hambre.

Por ejemplo:

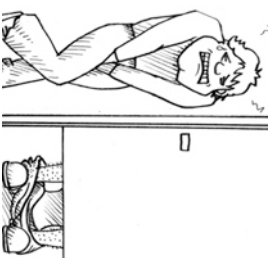
¡Quiero comer! Tengo hambre.



### I'm hungry.

For example:

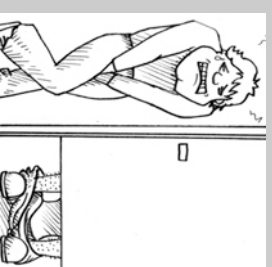
I want to eat! I'm hungry.



### baño

Por ejemplo:

Necesito usar el baño.



### bathroom

For example:

I need to use the bathroom.



### ¿Cuándo?

Por ejemplo:


¿Cuándo es el desayuno?



### When?

For example:


When is breakfast?



### allí

Por ejemplo:

El baño está allí.



### over there

For example:


The bathroom is over there.



### desayuno

Por ejemplo:

¿Qué quieres para el desayuno?



### breakfast

For example:

What do you want for breakfast?



### Tengo sed.

Por ejemplo:


¿Me puede dar un vaso de agua?  
Tengo sed.



### I'm thirsty.


For example:

Can you give me a glass of water?  
I'm thirsty.



**¿Dónde está?**

*Por ejemplo:*  
¿Dónde está el baño?




**Where is it?**

*For example:*  
Where is the bathroom?




**Te espero.**

*Por ejemplo:*  
Anda rápido, te espero.




**I'll wait for you.**

*For example:*  
Go quick, I'll wait for you.



**un momento**

*Por ejemplo:*  
Espérame un momento.



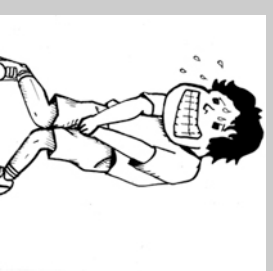
**one moment**

*For example:*  
Wait for me one moment.



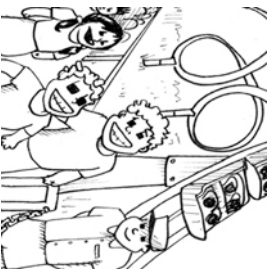
**servicios higiénicos**

*Por ejemplo:*  
¿Dónde están los servicios higiénicos?



**restrooms**

*For example:*  
Where are the restrooms?



**Muy pronto.**

*Por ejemplo:*  
No te preocupes, muy pronto nos vamos.



**Very soon.**

*For example:*  
Don't worry, we're going very soon.




**por favor**

*Por ejemplo:*  
¿Me puede traer algo para tomar, por favor?




**please**

*For example:*  
Can you bring me something to drink, please?



**Gracias.**

*Por ejemplo:*  
Gracias por su ayuda.



**Thank you.**

*For example:*  
Thank you for your help.



**algo para tomar**

*Por ejemplo:*  
Me gustaría algo para tomar.



**something to drink**

*For example:*  
I'd like something to drink.



**Perdón.**

*Por ejemplo:*  
Perdón, señor. ¿Puede ayudarme?



**Excuse me.**

*For example:*  
Excuse me, sir. Can you help me?



**¿Qué le gustaría?**

*Por ejemplo:*  
¿Qué le gustaría tomar?



**What would you like?**

*For example:*  
What would you like to drink?



**un vaso de agua**

*Por ejemplo:*  
¿Quieres un vaso de agua?



**a glass of water**

*For example:*  
Do you want a glass of water?



**Claro.**

*Por ejemplo:*  
Claro que no.



**Of course.**

*For example:*  
Of course not.



## **papas fritas**

*Por ejemplo:*

Puedo darle un paquete de papas fritas.



## **potato chips**

*For example:*

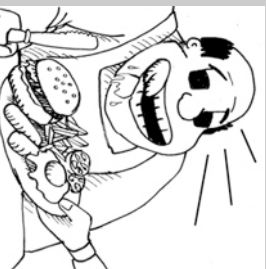
I can give you a packet of potato chips.



## **algo para comer**

*Por ejemplo:*

Me gustaría algo para comer.



## **something to eat**

*For example:*

I'd like something to eat.